

Especificaciones Técnicas

Carpintería corredera a Testa

Sección de Marco 70 mm.

Sección de Hoja 56-60 mm.

Galce de vidrio Hasta 20 mm.

Peso Máximo por Hoja : Hasta 50 Kg.

Clasificación obtenida

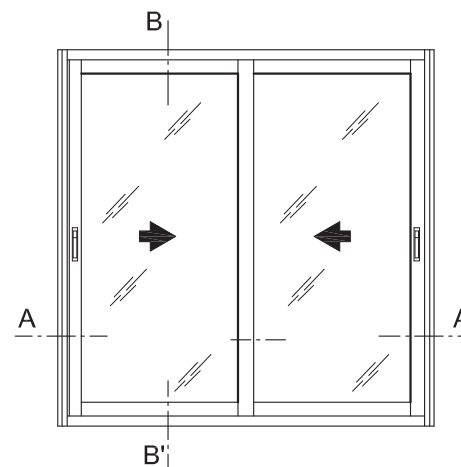
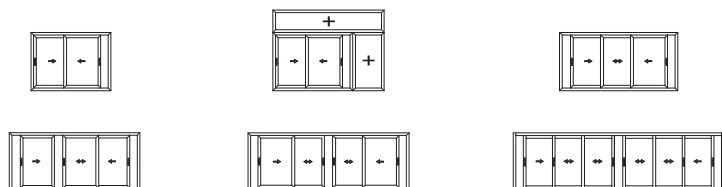
Permeabilidad al aire*	CLASE 3
Estanqueidad al agua*	CLASE 6A
Resistencia al viento*	CLASE C2
Transmitancia térmica**	4,1 W(m ² K)
Aislamiento acústico***	29 (-0;-2)dB

* Ventana de 2 hojas de 1230 x 1480 mm .

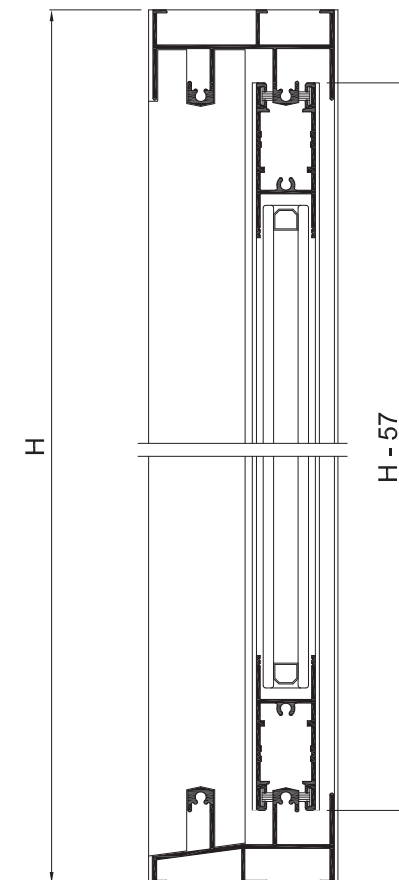
** Ventana de 2 hojas de 1480 x 2180 mm.con cajón de persiana ; Vidrio 4-8-4

*** Ventana de 2 hojas de 1230 x 1480 mm ; Vidrio 4-8-4

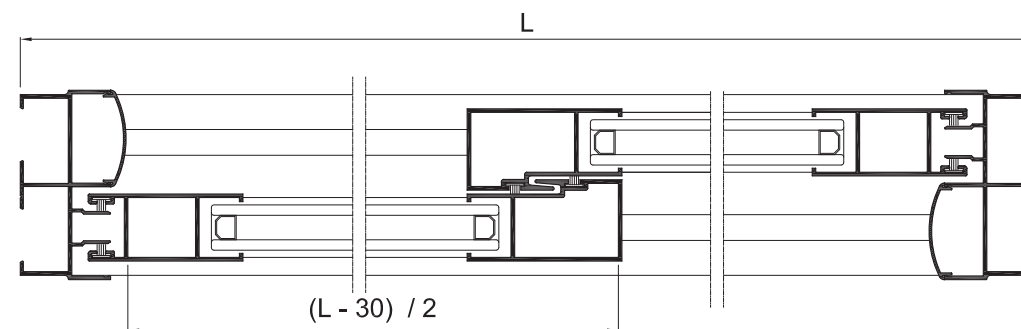
Posibilidades de Apertura



VENTANA 2 HOJAS CORREDERAS



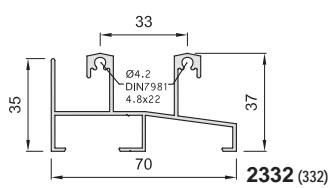
Sección B-B'



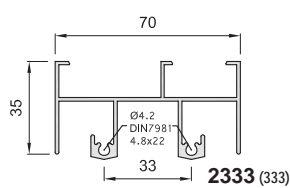
Sección A-A'

Perfiles

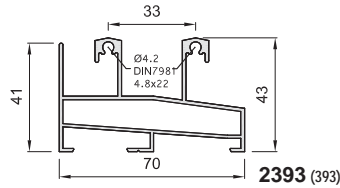
2300 (300 EUR)



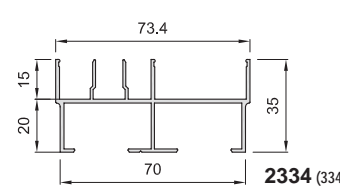
2332 (332)



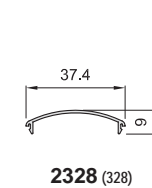
2333 (333)



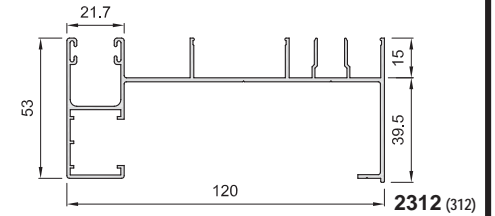
2393 (393)



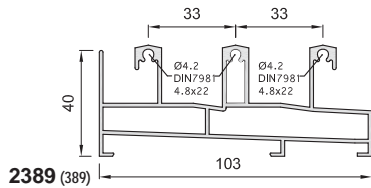
2334 (334)



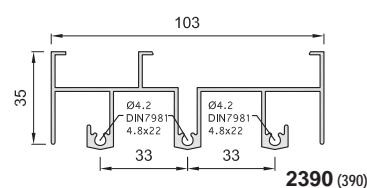
2328 (328)



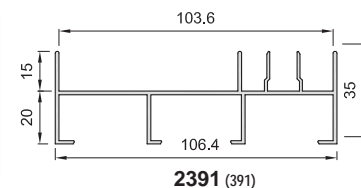
2312 (312)



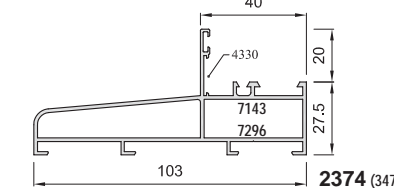
2389 (389)



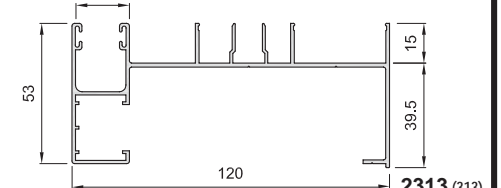
2390 (390)



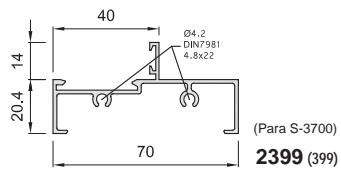
2391 (391)



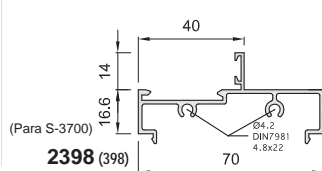
2374 (347)



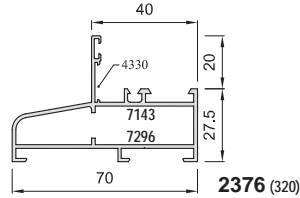
2313 (313)



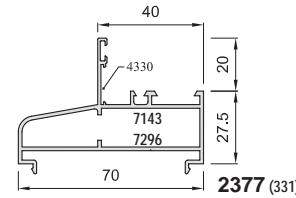
(Para S-3700)
2399 (399)



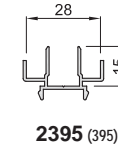
(Para S-3700)
2398 (398)



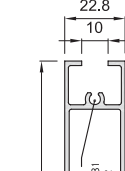
2376 (320)



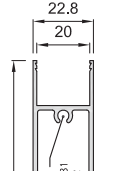
2377 (331)



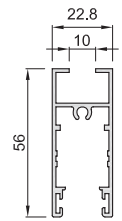
2395 (395)



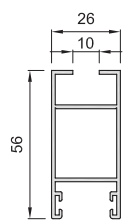
2392 (392)



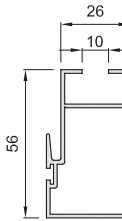
2396 (396)



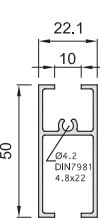
2339 (339)



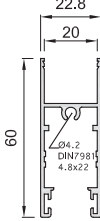
2340 (340)



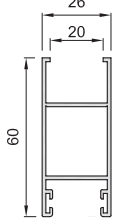
2341 (341)



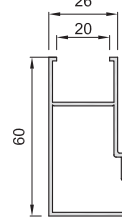
2330 (330)



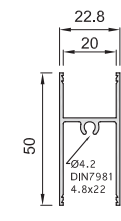
2342 (342)



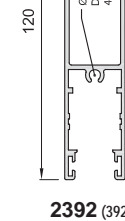
2343 (343)



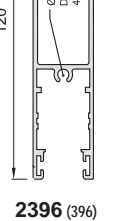
2344 (344)



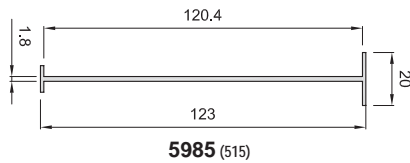
2397 (397)



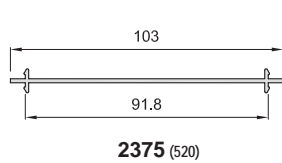
2392 (392)



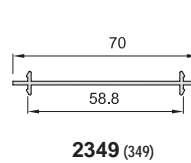
2396 (396)



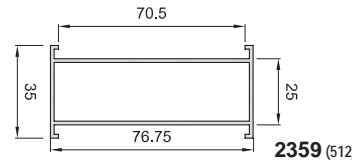
5985 (515)



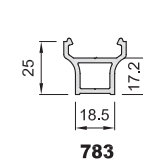
2375 (520)



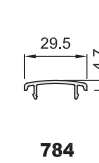
2349 (349)



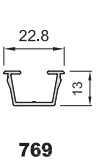
2359 (512)



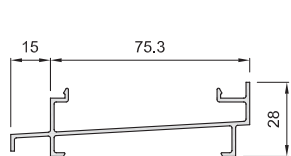
783



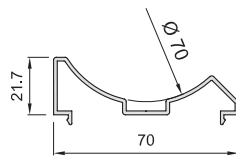
784



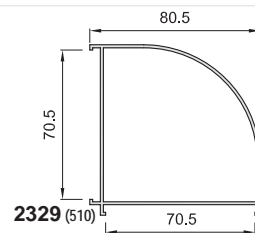
769



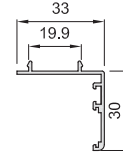
2304 (321)



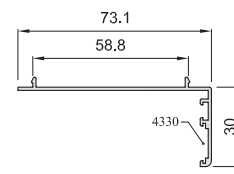
2350 (514)



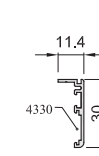
2329 (510)



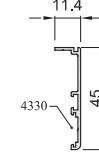
2327 (327)



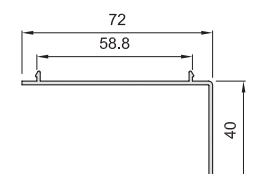
2319 (319)



2181 (281)



S8629 (8629)

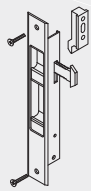


2348 (348)



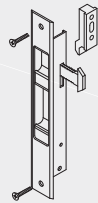
Accesorios

2300 (300 EUR)



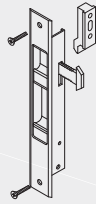
7353 (1038)

*Cierre Embutido
peque. s/condena*



7355 (1039)

*Cierre embutido
peque. c/condena*



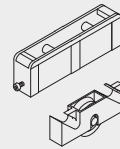
7374 (S.ANTONIO)

*Cierre Embutido
peque. s/condena
c/condena*



7370 (4119)

*Tirador Cierre
pequeño*



7474 (1618)

*Rodamiento
Regulable*



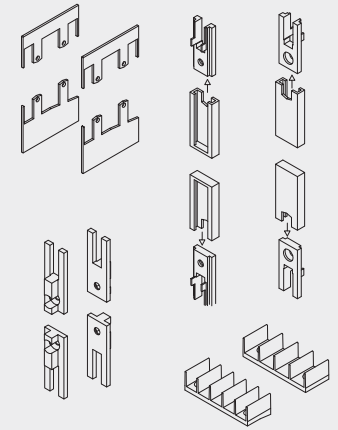
7473 (1611)

*Rodamiento
Metálico D.Cristal*



4339

*Juego tapas
tirador postizo
(783-4)*



7441 (3101)

Kit S-2300 (300 EUR)



7392 (4337)

*Embelle. salida
agua c/ membrana*



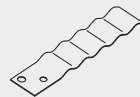
7792 (2021)

*Felpudo 7 x 6mm
Feen Seal*



7296 (3627)

*Escuadra
para fijo*



7213 (1161)

Patillas